


Clears



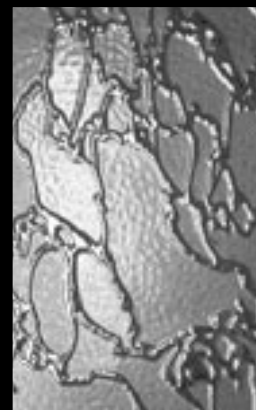
SQUARE REEDED



FLOWER-II



DELTA-PLAIN



DELTA-FROSTED

Sheet Size: Sheet size varies per shipment.
 Sample Box: Cat No. CTSB

Illustrations are not to scale.

Clear Glue Chip

This crystal clear glass resembles a window after a visit from Jack Frost.

A fern-like pattern on one surface that was popular at the turn of the century makes a pleasant background for windows, etc.

GC-6DBL (Double Glue Chip) is a smaller tighter pattern than **GC-6 (Single Glue Chip)**.

Description	Thickness
GC-6 Crystal	1/8" (3mm)*
GC-6DBL Crystal	1/8" (3mm)*
GC-6.5 Crystal	3/16" (5mm)**

Sheet Size: 24" x 36" (61 x 92cm) or 6 sq. ft. (.56 m²)
 *600 sq. ft. = 55.7m² closed case quantity.
 **360 sq. ft. = 33.4m² closed case quantity.

SINGLE GLUE CHIP



DOUBLE GLUE CHIP



Photos were taken with a black background so that the texture would be more visible. The glass itself is transparent and colorless.


Optimum Art Glass is made from 98% recycled cullet!
 This process offers a clarity not always achieved in cathedral glass,
 hence its appeal with glass artists.
 Optimum offers a series of eight textures available in Clear & Clear Iridescent.



OPTIMUM ART GLASS SAMPLE BOX:

- Cat. No. OPSB
- Sample boxes include 1 of each texture in Clear or Clear Iridized.

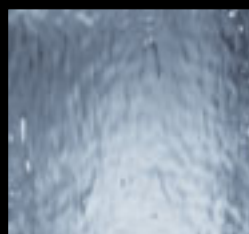
SHEET SIZE: 20" x 40"



401-ALLEGRE
B



401-AVANTIQUE
B



401-FOXTAIL
A




401-NOOGIE
A



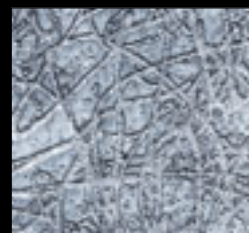
401-PINNACLE
A




401-RIPPLE
B



401-SLUSH
A




401-TRAPUNTO
A



401-ALLEGRE-IRID
BR




401-AVANTIQUE-IRID
BR



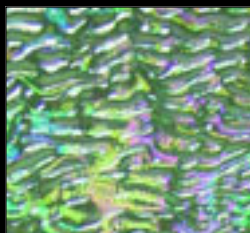
401-FOXTAIL-IRID
AR



401-NOOGIE-IRID
AR




401-PINNACLE-IRID
AR



401-RIPPLE-IRID
BR



401-SLUSH-IRID
AR



401-TRAPUNTO-IRID
AR

Available styles indicated by price code.