



The Dragon's Journey

Nov / Dec 2007

Customer Appreciation Day



Saturday, October 13th, 2007 Dragonshire Stained Glass Studio had their 7th annual Customer Appreciation Day. If you didn't attend.....you missed a day filled with laughter, socializing, door prize give a ways, free stuff, in-house glass specials, hot baked cookies, peanuts and soda! But there is always next year.

A special THANKS to all of our Special Customers and the vendors that donated items for the door prize give-a-ways!

Christmas Hours: Starting 11/23/07

Mon - Fri 9:30 - 6:00
Sat 9:00 - 4:00



A Subtle Note from Beckey

Hi Everyone,
Well we have made it through our first year at our new location and we have signed a lease for another year. This really seems to be a good location with great visibility. We are happy that the website is getting quite a few hits each day and new people are signing up to be on our mailing list. The Customer Appreciation Day went over really well. For those of you that couldn't make it you missed out on some wonderful prizes.

New things are going to be implemented in the store by the first of November.

There are some new policy changes on special ordering, a new discount program and new computer system that will allow us to go to bar coding our products. This will help us at inventory and price look ups. This will also give us an idea of what products sell well so that we can keep them in stock for you. There will probably be some bugs to work out and we hope that you understand when checking out. But in the long run it will be a benefit for both of us.

The holidays are fast approaching and I know that most of you are going to be hard at work getting your

projects done. Be sure to check our website for classes after the first of the year. We are going to offer some group classes, on boxes, kaleidoscopes, picture frames, lamps, soldering techniques, and many more. If there is something that you would like to see offered in a class please let me know by either calling 641-236-5862 or email at Beckey@dragonshire.biz

Well I better get back to work.

Happy Glass Cutting and keep the Band-Aids handy!

Inside this issue:

Student's Corner	2
Pedee's Tricks & Tips	2
New Products	3
Important Notice	3
Classes / Round Table	4
Glass Shots	5
Calendar	6



NOTICES....

- ◆ Grinnell's Customer Appreciation Days Nov 3rd - 4th
- ◆ Glass Bead Class Nov 10th
- ◆ Jingle Bell Holiday Nov 30th 5 - 8 pm
- ◆ Glass Craft & Bead Expo April 2-6, 2008 in Las Vegas

Hours:

Tue - Fri 10:00 - 6:00
Sat 9:00 - 4:00

Closed Sun & Mon

Check Website
for any changes in hours
www.dragonshire.biz



Student's Corner

Featuring — Eiko Miyazaki

Eiko (AKA Eika Lyse Miyazaki to her American Dragonshire sisters, Beckey, Dena and Dianna) is from Tokyo, Japan. Eiko first arrived in Grinnell in 2001 as a language assistant for Grinnell College, going back home in 2002. In March of 2006 she came back to Grinnell, but this time to work for Wilhelm Imaging Research.



Eiko signed up for just about every class at Iowa Valley and to her dismay all the classes were cancelled. So after exploring downtown to see what was here she came upon Dragonshire Stained Glass Studio at that time was located downstairs below Images clothing store (now Dori's). She took the leap and went downstairs to look around and talked with Terry about classes. Eiko signed up for the class and you won't believe the rest of the story! Eiko was the 2007 Overall Point winner at the Iowa State Fair coming home with two first,



one second place ribbons. Pictured to the left is her very first copperfoil piece, since then she has made kaleidoscopes, picture frames, leaded pieces, jewelry, a fused clock, and her latest projects are mirrors. The thing about Eiko is that she does not just make one item she mass produces them, 5 or 6 at a time. We tease her that she is going to start Dragonshire Stained Glass — East in Tokyo and that she is such an *over achiever!* The favorite part of the process for Eiko is the amazement of all the little cut pieces coming together for the finished piece. Favorite colors are pink, sky blue and of course John Deere green and yellow. She does origami, and collects John Deere items. The sad part for us is that Eiko is going home to Tokyo where her mother, father and older sister live in March 2008. I am sure Ichi will be glad she is coming home too! Eiko's goal is to be able to go to California with Beckey to take a class by Sister Marie on how to paint on glass.

A big Thank You to Eiko's mother for making Dragonshire Stained Glass Studio known Internationally by reading *The Dragon's Journey* to her English class.

This is a formal warning to Tokyo and the Miyazaki family that Eiko's Dragonshire sisters have started their trip jars!



We all at Dragonshire Stained Glass studio appreciate her friendship and will miss her deeply!!!



Pedee's Tips & Tricks

When tack soldering, I always had the problem of pieces moving while I applied the flux with a brush. I finally solved my problem by filling a small plastic bottle with flux, one that provides a fine mist. I found a small travel size hair spray bottle works best. I spray the flux on my foiled pieces. Now I never have the problem of shifting pieces.

Nice Trick!!!

Pedee read this great tip from Sarah Goouzvaris in the #68 Stained Glass News.







New Products




WELCOME HOME
Cat. No. 66051
Gibbs & Tayne. 27 doorway patterns of modern designs meant to bring harmony to the home. Designs include pineapples, the familiar symbol of welcome, plus stars, tulips, rosettes, oak leaves, hearts, suns and more.



BEGINNER GUIDE - KILN-FORMED GLASS
Cat. No. 66062
Griffith. This introduction covers fusing, slumping and draping, as well as pot melting, inclusions, mold-making and more. Nineteen exquisite projects range from home décor items, like a wall sconce and fountain, to sculpture, and even an amber glass pendant.



TIME FOR GLASS
Cat. No. 66031
Eaton. Features patterns for contemporary glass clocks. Offers 11 fun and funky projects that can be created with fused glass or traditional stained glass techniques. Each clock is created with only a few pieces of glass, making them quick projects.



BASICALLY BEVELS
Cat. No. 66042
Vogt. Gift ideas featuring oval bevels. All projects are designed around 4" x 6" oval bevels and range from geometric panels with simple borders to more elaborate designs. 12 patterns are presented full-size and shown in full color.



BEETLE BITS GLASS CUTTING SYSTEM

Cat. No. 20779
 Aides in scoring angles and straight edges to create basic shapes or strips. This product was designed with the same principles as the Cutter's Mate: simplicity, comfort and ease in scoring. The compass dial and rests, resembling beetles, provide ease of cutting from either side of the work surface, or a straight cut perpendicular from the base ruler.

- Features of the Beetle Bits Glass Cutting System:
- Wear-resistant straight edge, excellent for strips
 - Compass indicates all popular angles for basic shapes
 - Designed for use with the Waffle Grid surface

- Includes:
- Oil well
 - 2 Adjustable-angle rests -- one for each side of the work surface
 - 1 Stationary straight edge rest
 - 1 Swiveling rest, functioning as the compass dial
 - 2 Multi-directional glass stops
 - 18" Ruler
 - 23" Straight edge



BEETLE GLASS CUTTER

Cat. No. 207795

The Flying Beetle Glass Cutter is designed for use with the Beetle Bit Glass Cutting System. The cutting head is always at a perfect 90° angle to the glass giving a perfect score every time. Just press down on the button to engage the carbide cutting wheel with the glass. The Flying Beetle glides effortlessly back and forth on the straight edge bar. The bright colored pointer is in direct alignment with the lines of The Waffle Grid. (by Creator's Stained Glass) so you will know exactly where the score line is going to be. This is an oilless system, but you may dip the cutting wheel if desired. The Flying Beetle is made from impact resistant polycarbonate. Replacement heads are available as the Toyo TC-10.



SEE WHAT IS NEW AT THE STORE!

Delivering new items daily is our favorite UPS Santa Charlie.

Thanks Charlie for being such a good sport.

Notice:

The Dragon's Journey will be available 6 times a year and will be on the internet. You will be able to access The Dragon's Journey through our website www.dragonshir.biz in Jan/Feb, Mar/Apr, May/June, July/Aug, Sept/Oct and Nov/Dec. If you don't have internet access you can subscribe to receive The Dragon's Journey for only \$3.00 (this is to cover postage) for the entire year. Just send us a check along with your name, address, zip code and phone number to:


Dragonshire Stained Glass Studio
 827 4th Ave
 Grinnell, IA 50112



Inspiring the Artist in you!

827 4th Avenue
Grinnell, IA 50112

Phone: 641-236-5862
E-mail: info@dragonshire.biz



Be there or be square!
Round Table

Several of us have decided that we would like to get together to socialize over stained glass here in the shop. So I am declaring that the second Thursday of each month from 5:30-7:30 pm will be The Round Table here at Dragonshire. It

will be a very casual thing show up and leave when you want. We will gather and talk about our projects, things that are going well and things that are not going so well. Share ideas and techniques, bring your problem pieces in and ask what the heck went wrong and most importantly can it be fixed??? This will hopefully inspire everyone to try new things and learn something new along the way.

**So mark your calendars and we will see you here!
November 8th, December 13th**



CLASSES

**Saturday, Nov 10th
Intermediate Glass Bead Making**

10:00 — 4:00

**Class size is limited to 6 students,
call the store for more information.**

If there are other classes you would like to see on the calendar let us know.

To sign up for classes:
call: 641-236-5862
e-mail: info@dragonshire.biz

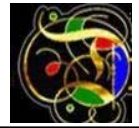
Glass Shots





NOVEMBER 2007

Sun	Mon	Tue	Wed	Thu	Fri	Sat
				1	2	3 Grinnell Customer Appreciation Day 8-5
4	5	6	7	8 Round Table 5:30 — 7:00	9	10 Intermediate Glass Bead Making 10 - 4
11	12	13	14	15	16	17
18	19	20	21	22 Thanksgiving — Closed	23	24
25	26	27	28	29	30 Jingle Bell Holiday 5 - 8 pm	



DECEMBER 2007

Sun	Mon	Tue	Wed	Thu	Fri	Sat
						1 Jingle Bell Holiday 10 - 2 pm
2	3	4	5	6	7	8
9	10	11	12	13 Round Table 5:30 — 7:00	14	15
16	17	18	19	20	21	22
23	24	25 Christmas — Closed	26	27	28	29
30	31					